
















CSK 2016 / SKM 2016
X30 Challenge Switzerland
 Essais Libres Officiels / Offizielles Training
 Classement de la séance / Klassement Wettkampf

Clt	N°	Pilote Pilot	Nat	Nat	Meilleur S1	Meilleur S2	Meilleur S3	Temps idéal	Temps	Ecart	Tour	Vitesse
1	44	MAZOU Hicham	SUI		17.101	13.325	19.372	49.798	49.826		13	90,74
2	46	JETZER Ramona	SUI		17.230	13.388	19.428	50.046	50.057	+0.231	10	90,32
3	119	LEHNER Norick	SUI		17.221	13.428	19.392	50.041	50.126	+0.300	10	90,20
4	211	FELBER Alessandro	SUI		17.227	13.491	19.374	50.092	50.222	+0.396	10	90,03
5	4	MUTH Lukas	SUI		17.320	13.478	19.438	50.236	50.298	+0.472	12	89,89
6	94	WÄLTI Kevin	SUI		17.335	13.424	19.553	50.312	50.312	+0.486	5	89,87
7	21	NÄSCHER Patrick	SUI		17.336	13.496	19.520	50.352	50.397	+0.571	6	89,71
8	24	PLANCHAMP Steven	SUI		17.370	13.597	19.591	50.558	50.583	+0.757	6	89,38
9	97	POZZO Luca	SUI		17.465	13.577	19.706	50.748	50.748	+0.922	6	89,09
10	93	RIZZO Stefano	SUI		17.596	13.550	19.610	50.756	50.807	+0.981	7	88,99
11	9	BUSCEMI Alessandro	SUI		17.532	13.588	19.699	50.819	50.877	+1.051	11	88,87
12	54	STANCO Dario	SUI		17.499	13.619	19.685	50.803	50.895	+1.069	9	88,84
13	8	VITAL Micola	SUI		17.552	13.557	19.700	50.809	50.900	+1.074	7	88,83
14	26	PEDRAZZINI Philippe	SUI		17.599	13.621	19.679	50.899	50.967	+1.141	10	88,71

Pas de temps /

2	DI DONATO Valentino	SUI										
19	EIGL Nico	SUI										

Sous réserve du contrôle technique ou de fait sportif

Le Chronométrage



Affiché à

Le Directeur de course

CSK 2016 / SKM 2016
X30 Challenge Switzerland
Essais Libres Officiels / Offizielles Training
Historique / Rundenzeiten

Tour	Secteur 1	Secteur 2	Secteur 3	Temps
4 MUTH Lukas				
START				
1		16.273	21.533	
2	18.764	13.961	20.166	52.891
3	17.694	13.585	19.633	50.912
4	17.554	13.557	19.572	50.683
5	17.456	13.726	19.844	51.026
6	17.370	13.584	19.749	50.703
7	17.320	13.540	19.695	50.555
8	17.463	13.852	19.850	51.165
9	17.655	13.561	19.707	50.923
10	18.367	15.312	22.085	55.764
11	17.558	14.520	19.892	51.970
12	17.382	13.478	19.438	50.298
FINISH				

Tour	Secteur 1	Secteur 2	Secteur 3	Temps
8 VITAL Micola				
START				
1		16.157	21.783	
2	18.457	14.025	21.068	53.550
3	18.337	13.804	20.102	52.243
4	17.947	13.827	19.898	51.672
5	17.604	13.656	19.715	50.975
6	17.619	13.665	19.870	51.154
7	17.552	13.557	19.791	50.900
8	17.627	13.899	19.700	51.226
9	17.680	13.630	19.748	51.058
10	17.554	13.635	19.766	50.955
11	17.795	13.626	19.930	51.351
FINISH				

Tour	Secteur 1	Secteur 2	Secteur 3	Temps
9 BUSCEMI Alessandro				
START				
1		15.903	22.291	
2	18.652	14.091	20.685	53.428
3	18.123	13.877	20.137	52.137
4	17.855	13.792	19.849	51.496
5	17.696	13.693	19.881	51.270
6	17.721	13.661	19.912	51.294

Tour	Secteur 1	Secteur 2	Secteur 3	Temps
7	1:13.368	13.976	20.214	1:47.558
8	17.733	13.763	19.929	51.425
9	17.725	13.711	19.773	51.209
10	17.622	13.588	19.794	51.004
FINISH				
11	17.532	13.646	19.699	50.877

Tour	Secteur 1	Secteur 2	Secteur 3	Temps
21 NÄSCHER Patrick				
START				
1		17.396	23.945	
2	20.239	14.157	20.284	54.680
3	17.745	13.773	19.801	51.319
4	17.531	13.524	19.658	50.713
5	17.446	13.496	19.520	50.462
6	17.336	13.525	19.536	50.397
FINISH				

Tour	Secteur 1	Secteur 2	Secteur 3	Temps
24 PLANCHAMP Steven				
START				
1		16.650	22.025	
2	18.794	14.122	20.265	53.181
3	17.832	14.230	19.919	51.981
4	17.619	13.648	19.770	51.037
5	17.735	13.624	19.656	51.015
6	17.370	13.597	19.616	50.583
7	17.454	13.598	19.591	50.643
8	17.536	13.600	19.636	50.772
9	17.372	13.642	19.635	50.649
10	17.487	13.719	20.049	51.255
11	17.566	13.741	20.170	51.477
FINISH				

Tour	Secteur 1	Secteur 2	Secteur 3	Temps
26 PEDRAZZINI Philippe				
START				
1		15.909	20.990	
2	18.451	13.964	20.244	52.659
3	17.927	14.138	20.131	52.196
4	18.942	13.896	20.081	52.919

CSK 2016 / SKM 2016

X30 Challenge Switzerland

Essais Libres Officiels / Offizielles Training

Historique / Rundenzeiten

Tour	Secteur 1	Secteur 2	Secteur 3	Temps
5	17.824	13.720	19.901	51.445
6	17.761	13.712	19.898	51.371
7	17.898	13.662	19.739	51.299
8	17.872	17.019	20.928	55.819
9	17.687	13.733	19.782	51.202
10	17.667	13.621	19.679	50.967
11	17.736	13.651	19.701	51.088
12	17.599	13.695	19.767	51.061
FINISH				

Tour	Secteur 1	Secteur 2	Secteur 3	Temps
2	18.306	14.120	20.419	52.845
3	17.839	13.780	20.053	51.672
4	17.687	14.113	22.053	53.853
5	2:36.215	14.722	20.370	3:11.307
6	17.963	14.432	19.962	52.357
7	17.545	13.731	20.361	51.637
8	17.499	13.782	19.868	51.149
9	17.536	13.674	19.685	50.895
FINISH				
10	17.556	13.619	19.900	51.075

44 MAZOU Hicham

START				
1	15.943	21.001		
2	18.225	13.920	19.953	52.098
3	17.640	13.717	19.577	50.934
4	17.393	13.474	19.406	50.273
5	17.345	13.640	19.493	50.478
6	17.170	13.434	19.497	50.101
7	17.237	13.430	19.432	50.099
8	17.140	13.426	19.419	49.985
9	17.282	13.374	19.380	50.036
10	17.172	13.325	19.457	49.954
11	17.187	13.544	19.456	50.187
12	17.244	13.432	19.421	50.097
FINISH				
13	17.101	13.353	19.372	49.826

93 RIZZO Stefano

START				
1	16.202	21.891		
2	18.637	14.125	20.511	53.273
3	18.074	13.727	19.836	51.637
4	17.696	13.672	19.845	51.213
5	17.757	13.555	19.773	51.085
6	17.634	13.571	19.610	50.815
7	17.610	13.550	19.647	50.807
8	18.512	13.803	19.815	52.130
9	1:13.876	13.876	19.864	1:47.616
10	17.735	13.639	19.721	51.095
11	17.714	13.672	19.624	51.010
FINISH				
12	17.596	13.597	19.658	50.851

46 JETZER Ramona

START				
1	17.351	24.710		
2	19.498	14.467	20.783	54.748
3	18.039	13.767	20.587	52.393
4	17.679	13.834	19.733	51.246
5	17.496	13.475	19.882	50.853
6	17.616	13.474	19.587	50.677
7	17.383	13.472	19.599	50.454
8	17.338	13.484	19.554	50.376
9	17.296	13.849	19.613	50.758
10	17.241	13.388	19.428	50.057
11	17.430	13.412	19.551	50.393
12	17.230	13.436	19.498	50.164
FINISH				

94 WÄLTI Kevin

START				
1	15.924	21.260		
2	18.162	13.924	20.447	52.533
3	17.649	13.621	19.699	50.969
4	17.454	13.519	19.664	50.637
5	17.335	13.424	19.553	50.312
6	17.340	13.496	19.983	50.819
7	17.450	13.914	19.585	50.949
8	17.404	13.622	20.009	51.035
FINISH				

97 POZZO Luca

START				
1	15.617	21.714		
2	18.406	14.036	20.710	53.152
3	17.905	13.844	20.191	51.940
4	17.799	13.893	20.135	51.827
5	17.576	13.689	19.846	51.111

54 STANCO Dario

START				
1	Hauptsp	15.434	20.923	

CSK 2016 / SKM 2016

X30 Challenge Switzerland

Essais Libres Officiels / Offizielles Training

Historique / Rundenzeiten

Tour	Secteur 1	Secteur 2	Secteur 3	Temps
6	17.465	13.577	19.706	50.748
7	17.467	13.593	20.128	51.188
8	17.522	13.983	19.806	51.311
9	17.483	13.681	19.793	50.957
10	17.592	13.672	19.935	51.199
11	17.524	13.995	19.845	51.364
12	17.617	13.703	19.775	51.095
FINISH				

119 LEHNER Norick

START				
1		15.324	20.948	
2	18.175	13.873	20.031	52.079
3	17.794	13.609	19.774	51.177
4	18.038	13.674	19.782	51.494
5	17.391	13.493	19.541	50.425
6	17.361	13.428	19.619	50.408
7	17.318	13.501	19.469	50.288
8	17.394	13.501	19.474	50.369
9	17.221	13.592	19.563	50.376
10	17.223	13.511	19.392	50.126
11	17.386	13.486	19.411	50.283
12	17.287	13.471	19.606	50.364
FINISH				

211 FELBER Alessandro

START				
1		15.923	21.647	
2	18.460	14.104	20.076	52.640
3	17.740	13.723	19.846	51.309
4	17.559	13.743	19.777	51.079
5	17.401	13.624	19.498	50.523
6	17.434	13.660	19.527	50.621
7	17.494	13.588	19.429	50.511
8	17.339	13.491	19.514	50.344
9	17.345	13.503	19.388	50.236
10	17.227	13.621	19.374	50.222
11	17.363	13.675	19.483	50.521
12	17.382	13.588	19.433	50.403
FINISH				

Hauptsponsoren SKM 2016

Partner SKM 2016

